




Shimano Nexus 7 – SG7R46 Axle Unit assembly pictures

(see the handwritten pdf file for the key to the components and assembly instructions)

			
Component 7	Component 6	Sub-assembly B	Component 3
			
Components 1 and 2	'Return Spring A'	'Gear Shifting Cam'	'Feed Cam'
			
Component 8	Components 7 and 8 holes	Component 6 into 7/8	Sub-assembly C
			
Tensioning sub-assembly C	Component 3	Components 1 and 2	Sub-assembly A
			
Completed Axle Unit	Axle Unit with 'Return Spring A'	Placing of 'Gear Shifting Cam' into component 3	All pieces held together by 'Feed Cam'

